

Sunday School Home Activities - Week of January 8, 2023



Weekly home activities, great for the whole family, are designed to guide children from Nursery thru 5th grade and their families in Bible stories, engaging activities, spiritual practices, and opportunities for reflection. Pick one to two activities to do with your family each week.

Contact Kathy Schmucker, Spiritual Formation Director, for more information. kschmucker@faithumchurch.org

Welcome to Wonder

Wonder Table - Prepare Ahead: As a family, create a Wonder Table. Find a small table or area in your home. On the table place a candle, a plant or flower, and any other special items you want to include. Use this space while gathering as a family to engage in the lesson or online worship together.



Wonder with Me - READ the Bible Story – Matthew 2:1-12.

Read from the Bible or the Celebrate Wonder Bible Storybook or attached handout.

WATCH the Bible Story and Sing with the Celebrate Wonder Music Videos

Watch this week's Celebrate Wonder Video on Amplify Media:

Amplify Media is a resource for our congregation! This will make it easy for you to access 1000's of videos for adults, youth and children. To receive the log in info and our congregation's access code, email kschmucker@faithumchurch.org or text Kathy at 330-224-6138. Once you have logged into Amplify Media search Celebrate Wonder to watch this week's Celebrate Wonder Video and view the Celebrate Wonder Music Videos! Amplify Media has also added a section called, Cokesbury Kids, to make it easier for you to find all the great resources available for children!

This week's video is Celebrate Wonder Winter 2022/2023 Session 5 Wise Men Visit Jesus.

SAY: We have learned about the birth of Jesus, and this month we will be learning about people who believed in him.

WONDER: Can you think of people who believed in Jesus? Have you heard of the magi?

PRAY: Dear God, thank you for showing us the way to Jesus. Amen.

Stars in the Sky

Supplies: Page 5E, crayons or colored pencils

In the Bible, the magi, or wise men, were watching the stars when they saw the very bright star that led them to Jesus. Today, scientists who study stars are called astronomers.

Have you ever noticed the stars in the sky? Have you ever seen a constellation?

- Match the constellations and wonder about the stars.

Different Stars

Supplies: Variety of materials such as pipe cleaners, ribbons, paper, scissors, your own hands, etc.

- Find a partner.
- In two minutes make the shape of a star together. Be creative. You can use your hands, your bodies, supplies at the table. There is no right way to make a star.
- Share your star creation and tell how you decided how to make your star?

In the Bible story, the magi followed the star to find Jesus. They worked together to get there. When they arrived they found the King of Kings and the savior for the whole world. This story can remind us that even though we might practice our beliefs in different ways we can all come together to worship Jesus.

Gifts for Jesus

Supplies: Page 5B, crayons, colored pencils

In the Bible story, the wise men bring gifts to Jesus.

What gifts did they bring? What gifts would you bring?

Who did you give gifts to at Christmastime? Why did you give them a gift?

Stars to Follow Jesus

Supplies: Blank paper, crayons, markers, or colored pencils

Read a book about the wisemen's visit or Joseph, Mary, and Jesus' flight to Egypt. Suggestions include Home By Another Way by Barbara Brown Taylor.

Trace stars on the paper and write ways that you can follow Jesus in each star.

41663 2-Faith Word Poster
Sessions 5-8

Celebrate Wonder All Ages • Winter 2022-23

Believe

To know in your heart
what is true about God
and faith.



SHARE the Faith Word: BELIEVE

Our faith word is BELIEVE: To know in your heart what is true about God and faith.

What do you think the word believe means? What is something you know about God?

WONDER together:

Who believed in this Bible story?

Today, we heard about the wise men, or magi. The wise men followed a star to find the baby Jesus.

- Are wise men special? Why?
- Why did the wise men follow the star?
- Have you ever watched the stars?
- What do you think the wise men believed?

WONDER: A star led the wise men to Jesus. What leads you to Jesus?

Examine the Bible Verse

Our January Bible verse is John 6:14b. Let's find it in our Bibles.

ASK: Is the Book of John in the Old or New Testament? (New). Where is the Book of John located in the New Testament? (fourth book) In what chapter of John is our verse located? (16) What is the verse number? (4)

SAY: The wise men came to see Jesus and to honor him.

ASK: What does it mean to honor Jesus? Why is Jesus worthy of being honored?

- Read the verse together.

Additional Activities Attached for this Week:

- Gifts for Jesus, Stars in the Sky, Believe Coloring Page

Spiritual Practice – Exploring Belief Through Connection

SAY: A spiritual practice is something we do to help us be present with God. This month, we are going to practice encouraging one another in our beliefs.

SAY: Today, we have been learning about believing. ASK: What does it mean to believe? What do you believe?

- Go around the circle and say to each child, "Jesus believes in you."
- Have the children respond with, "I believe in Jesus."

PRAY: Dear God, thank you for helping us believe by giving the gift of Jesus. Help us encourage one another in our beliefs. Amen.


FAMILY SPIRITUAL PRACTICE - BIBLE PASSAGE: Matthew 2:1-12

Read the story of the wise men together. Copy each paragraph onto an index card or piece of paper. Place the parts of the story around your house and walk through your house together, reading the story. If you have one, include your nativity set in the journey of the story.

Wonder: What does it feel like to want something really badly? How can we be aware of other people's wants and needs?

Do: Think of someone you know in need, either a friend or in your community. Think of a special gift you can share with that person to bless them.

Pray: Dear God, thank you for showing us the way to Jesus. Amen.



The Season of Christmas

Christmastide, the second season of the Christian year follows Advent and is a season of praise and thanksgiving for the incarnation of God in Jesus Christ. Christmastide consists of Christmas Day on December 25 and the eleven days following (a total of 12), leading up to the Day of Epiphany. The liturgical color for the Christmas season is white (or gold), to represent the purity of Christ's humanity and the holiness of His divinity. The symbol for the Christmas season is the manger.

12 Names of Christmas - Ever hear of the 12 days of Christmas? The season of Christmastide begins on Christmas Day and lasts for 12 days leading up to the Day of Epiphany which is January 6th.

Make a paper chain from 12 strips of paper. Write a different name for Jesus on the 12 strips. Countdown the 12 days of Christmas, from Christmas Day until Epiphany on January 6th by reading a scripture about a name for Jesus on each link of the paper chain. As you read each day's name for Jesus, wonder together about that name for Jesus and how you experience Jesus in that way. Pray together, asking God to help you see Jesus and your celebration of Christmas in each day's scripture and name.

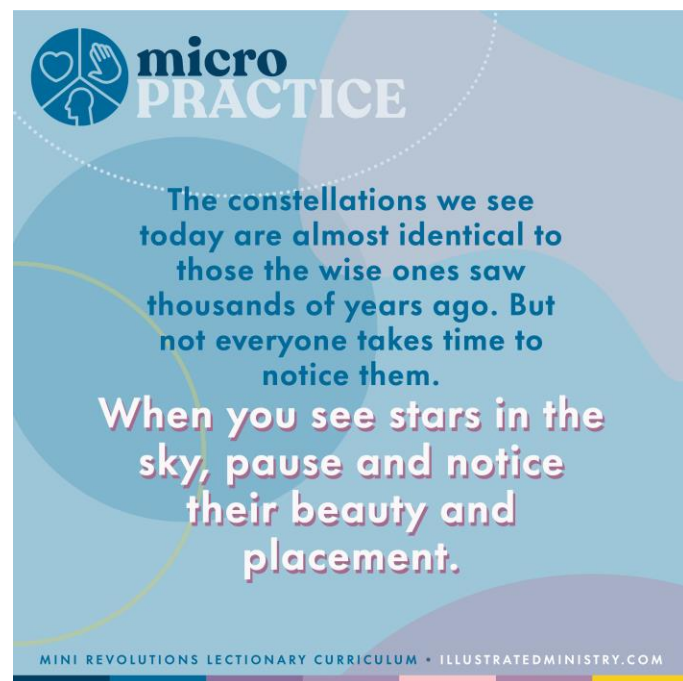
- **Advent Devotional From Generation to Generation** – Art, poetry, songs, and reflections for the season of Advent based on Faith United's 2022 Advent and Christmas worship series. Access the e-reader version on your computer and mobile devices [by clicking here!](#)



My Gift to Jesus Ornament – Color the gift ornament and write or draw a picture of what you will give to Jesus this Christmas. Attach the red cord and hang on your Christmas tree as a reminder of how you will give to Jesus this Christmas.

Epiphany - Epiphany of the Lord, January 6, celebrated Sunday, January 8, 2023

- On the Day of Epiphany, we remember the three wise ones who followed the light of the star to find Jesus. Epiphany means “showing forth,” and Epiphany begins a season where we are called to look for how God makes Godself known throughout the world. In his poem, Epiphany, Biblical scholar Walter Brueggemann wrote the following: “We are—we could be—people of your light. So we pray for the light of your glorious presence as we wait for your appearing.”
- Read together Matthew 2:1-12
- Wonder Together:
 - In this story, the Magi discover the new king is baby Jesus. What did you discover as you listened to this story?
 - The Magi and Herod react differently to the news of the new Messiah-King. What feelings do they share? What feelings are different?
 - The Magi noticed something in nature (the star) that led them to Jesus. What beautiful or amazing parts of nature make you think of God?
 - Today is the holy feast day of Epiphany! On this day, we celebrate how the star led the Magi to Jesus, and they worshipped him. Who or what in your life has led you to Jesus?
 - The Magi were open and curious about Jesus. They didn't know what he would be like, but they were eager to learn instead of nervous. What steps can you take to be open and curious about new things in your life?



Star Activity Materials: Blank paper, Coloring utensils

The wise ones encountered many unexpected twists and turns on their journey following the star in the sky. They didn't know the new king they came to worship was born into a humble Jewish family, and they did not expect to take a different route home to avoid King Herod's trap. Sometimes the journey of following Jesus can be filled with twists and turns that, in the moment, seem like they're leading nowhere. But, eventually, you may catch a glimpse of the big picture and see how it all comes together to create something beautiful! As we remember the story of the wise ones twisting and turning on their star journey, let's make our own stars filled with different colors, patterns, and shapes.

- Give each participant a blank piece of paper and coloring utensils. Have them draw an outline of a star. Note: A star can be drawn or printed beforehand. If you'd like a star already created, you can download a free Epiphany Star here: illstrtdm.in/EpiphanyStar
- Draw lines connecting points inside the star to create different sections within the shape. Then color each section with different designs and patterns (the twistier, the better!) until the entire star is filled in. As participants are coloring, try some of these prayerful practices:
 - Pray for or think about someone as you color each new section.
 - Every time you grab a new color, say, "Thank you God for _____."
 - How are you feeling today? Use shapes and colors that express how you feel. You can even use the different sections to express more than one feeling!
 - Can you incorporate names, words, or pictures into your star patterns? Think about the people you love and the words you want to say as you color.
- When you're done, look at the entire picture and take a deep breath. Where do you see God in your colors, patterns, and shapes?

Chalking the Door Epiphany Blessing - On the day of Epiphany, some church traditions use chalk on door frames to bless their homes and churches as a way of remembering when the wise ones visited Jesus' home. The chalking is written as the current calendar year split in half by the letters C+M+B written in between. The letters stand for "Christus mansionem benedicat," which is Latin for, "May Christ bless this home." For example, it will look like this for 2023: 20 + C + M + B + 23

- Begin by using this chalk blessing together, or create your own! *O God of the universe, Bless this chalk made from the earth, A favored tool we use to play, learn, and create.*
- Write 20 + C + M + B + 23 (replacing the 23 if you are in a different calendar year) in chalk on a piece of black paper or on your door frame paper as you read this blessing aloud. *Peace be to this space and all who live, play, and visit here. May all who come and go from this space, Find welcome, kindness, gentleness, and love, Because you, God, live here with us.*
- **Prayer** - O God who painted the stars in the sky, your light shines brightly all around us. May we, like the wise ones, follow the warmth of your world changing love as it leads us into humble and unexpected places. Amen.

5G

The Wise Men Visit Jesus – Matthew 2:1-12

A bright, bright, star appeared one night.
Three wise men decided to follow the light.

These special magi were rich and wise, they
wanted to know about all the stars in the
sky.

Along the way they met a mean king. He
wanted to know more about all they had
heard and seen.

The three wise men continued on their way.
And when the star stopped, they found a
little babe.

This baby was quite a sight to see. They
brought him gifts. Gifts fit for a king.

After their visit, the wise men had a dream.
When they left the baby, they went home
by a different way.

Family Spiritual Practice

Read the story of the wise men
together. Copy each paragraph onto
an index card or piece of paper. Place
the parts of the story around your
house and walk through your house
together, reading the story. If you
have one, include your nativity set in
the journey of the story.

Wonder: What does it feel like to
want something really badly? How
can we be aware of other people's
wants and needs?

Do: Think of someone you know
in need, either a friend or in your
community. Think of a special gift you
can share with that person to bless
them.


Pray: Dear God, thank you for
showing us the way to Jesus. Amen.



5B

Gifts for Jesus – Writing

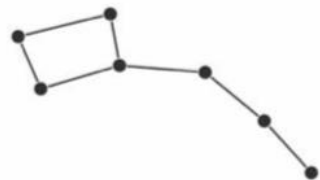
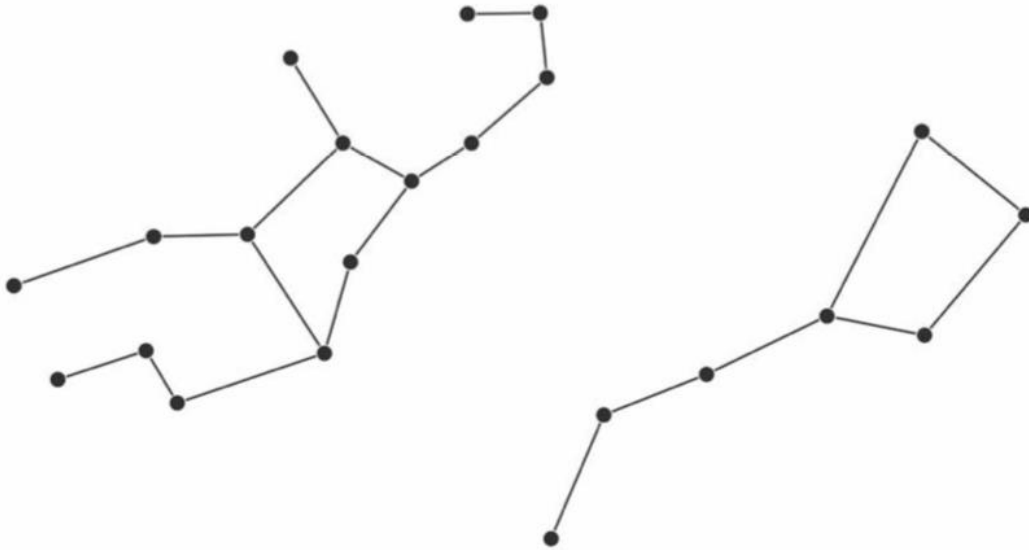
The wise men brought gifts to Jesus. What gifts would you bring to Jesus? Draw or write the gifts you want to give to Jesus or others on the gift tags.



5E

Stars in the Sky – Science

In their culture, the magi were thought to be very smart individuals who studied the stars in the sky. The wise men knew a lot, but we know much more about stars today! A group of stars is called a constellation. Can you guess the names of some familiar constellations?



Little Dipper

Hercules

Big Dipper

Virgo



5F

Believe – Faith Word Coloring Page

Our faith word for this month is *believe*. Believe means to know in your heart what is true about God and faith. What do you know in your heart about God? Think about the word *believe* as you color the page.

